


TRAVERSE T1246X

PETTIBONE

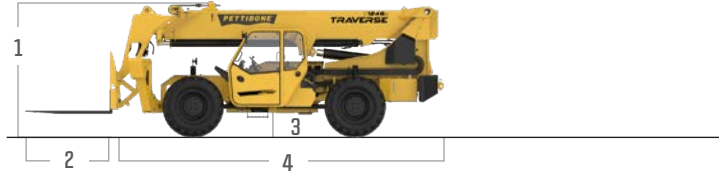
T1246X TRAVERSE

The Pettibone® Traverse™ T1246X features an industry-exclusive extendable, traversing boom that moves loads by traveling horizontally. Providing up to 70 inches of horizontal boom transfer, the Traverse allows users to precisely place loads at full lift height without having to coordinate multiple boom functions.

X-SERIES

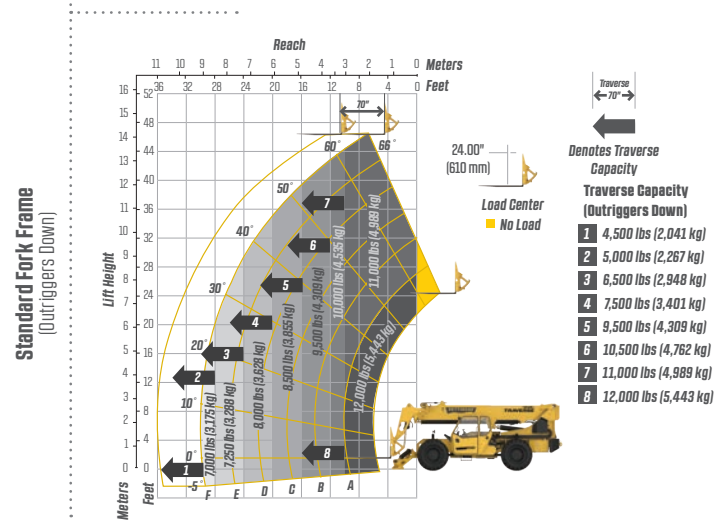
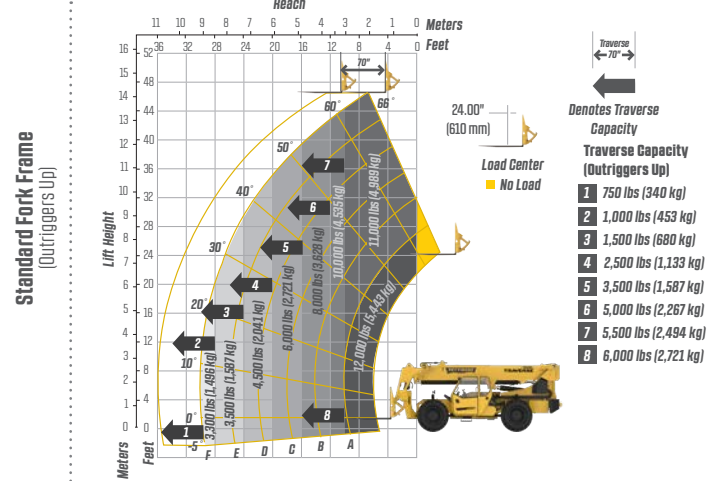


PRELIMINARY SPECIFICATIONS



DIMENSIONS		
1	Overall Height	9' (274 cm) boom down
2	Fork Carriage	48" (122 cm) standard
3	Ground Clearance	19" (48 cm)
4	Overall Length	22' 11" (699 cm) to fork frame
	Overall Width	8' 6" (259 cm)
	Pallet Forks	2.25x4x48" standard
	Approximate Operating Weight	31,250 lbs (14,175 kg) with outriggers
ENGINE		
	Model/Power	117 HP (87 kW) Cummins® QSJ3.8 Tier 4 turbo diesel with DEF and SCR aftertreatment
	DEF Tank	5 gal. (19 L)
	Fuel Tank	30 gal. (114 L)
HYDRAULICS		
	System	Pressure comp, axial piston pump
	Features	Fully proportional functions, auxiliary boom tip hydraulics, quick disconnect for attachments
	Controls	Single joystick, pilot operated
PERFORMANCE		
	Max Load Capacity	12,000 lbs (5,443 kg)
	Maximum Lift Height	46' 6" (1,417 cm)
	Landing Height	46' 6" (1,417 cm)
	Maximum Forward Reach	35' 10" (1,092 cm) at 24" LC 30' (914 cm) non-traversed
	Below Grade Reach	3' 2" (97 cm)
	Maximum Travel Speed	15.2 mph (24.5 km/h)
	Turning Radius	14' 4" (437 cm)
	Drawbar Pull (GVW)	29,100 lbs (13,200 kg)
	Frame	24° of leveling (12° right and left), rear axle stabilization system
	Transmission	Dana® VDT12000 Series, 3-speed Powershift, forward & reverse
	Axles	Dana 223 Series: 4-wheel drive, 45% limited slip front differential
	Steering	4 wheel, 2 wheel, and crab steer
	Brakes	Oil-immersed inboard disc service brakes, integral front SAHR park brake
	Tires	14.00 x 24, 16 ply, G2 tread air-fill standard
	Boom	3-section, slide pad; automatic fork leveling without slave cylinder

PRELIMINARY LIFT PERFORMANCE



FEATURES & OPTIONS

OPERATOR CAB	
Adjustable suspension seat with seat belt	Split door design
Single multifunction hydraulic joystick	Flat, bolt-in glass
Analog/LCD gauge cluster	Lockable storage area under seat
AVAILABLE ATTACHMENTS	
Pallet, lumber or block forks	Standard carriage
Utility bucket	Side-swing carriage (+/- 60°)
Side tilt carriage (+/- 10°)	Hydraulic fork positioning carriage
Truss boom	10' tower w/ standard carriage
OPTIONS	
Premium gauge cluster w/7" digital display	Enclosed cab, HWD (A/C available)
Rear-view camera system	Sling hook
High output LED lighting package	Electrical to boom tip
Solid or foam filled tires	Bolt-on rear pintle hitch
Various tire tread options available	

* Specifications are subject to change.



PETTIBONE, LLC

1100 Superior Avenue
Baraga, MI 49908

P: 800.467.3884
info@gopettibone.com
www.gopettibone.com



1 Year

2 Years

3 Years

Full machine and attachment

Powertrain and major hydraulic components

Machine structure

WARRANTY